



Ho/

June 06, 2018

Manager
Department of Corporate Affairs
BSE Ltd
Registered Office: Floor 25,
Phiroze Jeejeebhoy Towers,
Dalal Street, Mumbai 400 001

Dear Sirs,

Intimation of Schedule of Institutional Investor Meet
Pursuant to Regulation 30 (4) of the SEBI
(Listing Obligations and Disclosure Requirements) Regulations, 2015

1. Pursuant to Regulation 30 (4) of the SEBI (Listing Obligations and Disclosure Requirements) Regulations, 2015, we wish to inform you that Mr. S.K. Khorana, Company Secretary and Mr. Kishore Chatnani, CFO, of the Company will be participating in the Investor Interaction Meeting organized by B&K Securities Pvt Ltd., as per schedule attached.
2. The meeting is to start at 11 a.m. on 6th June 2018.
3. The information contained in the enclosed Presentation will be shared/discussed in the meeting with the Investors. A copy of the Presentation has also been disclosed on the website of the Company.
4. You are requested to take the same on your record.

Thanking you,

Yours faithfully,
For Isgtec Heavy Engineering Limited

S.K. Khorana
Executive Director & Company Secretary

Encl: as above



Trinity India - 2018
4th - 6th June 2018

Annual Investor Conference



Corporate	ISGEC Ltd
Room No	425
Date	6-Jun-2018

Fund	Fund Representative	Time	Type
Amansa	Anshul	11:00-11:45	Group
Axis MF	Nitin Arora	11:00-11:45	Group
Canara Robeco MF	Shreyas Bhukhanwala	11:00-11:45	Group
DSP MF	Mayur Patel	11:00-11:45	Group
Franklin Templeton Investments	Kiran Sebastian	11:00-11:45	Group
Franklin Templeton Investments	Roshi Jain	11:00-11:45	Group
Goldman Sachs	Abhishek Gupta	11:00-11:45	Group
Kotak Mutual Fund	Harish Krishnan	11:00-11:45	Group
L&T MF	Vihang Naik	11:00-11:45	Group
Nalanda Capital Pte Ltd	Mukund Dhondge	11:00-11:45	Group
Premji Invest	Salil Desai	11:00-11:45	Group
SBI Life Insurance	Gopal	11:00-11:45	Group
Tata MF	Abhinav Sharma	11:00-11:45	Group
White Oak Capital	Kamlesh Ratadia	11:00-11:45	Group
Invesco MF	Pranav Gokhale	12:00-12:45	2X1
Polunin Capital Partners	Aditya Mehta	12:00-12:45	2X1
Franklin Templeton Investments	Jankiraman Rengaraju	Lunch	One
ICICI Prudential MF	Suraj Prakash Nanda	14:00-14:45	One
UTI MF	Deepesh Agarwal	15:00-15:45	One
UTI MF	Sanjay Dongre	15:00-15:45	One
Capital Research Global Investors	Harold La	16:00-16:45	One
Max Life	Jitendra Sriram	17:00-17:45	One
Max Life	Mihir Vora	17:00-17:45	One
Max Life	Rohit Tandon	17:00-17:45	One



**ISGEC HEAVY
ENGINEERING LTD.**

Isgec Heavy Engineering Ltd.

Isgec Foster Wheeler Boilers Pvt. Ltd.

(Subsidiary - Joint Venture with Amec Foster Wheeler North America Corp., USA)

ISGEC

Isgec Hitachi Zosen Ltd.

(Subsidiary - Joint Venture with Hitachi Zosen Corporation, Japan)

Saraswati Sugar Mills Ltd.

(Wholly Owned Subsidiary)

Isgec TITAN Metal Fabricators Pvt. Ltd.

(Subsidiary - Joint Venture with TITAN Metal Fabricators Inc., USA)

Process
Equipment

Presses

Castings

Metal Cutting
Machinery

Contract
Manufacturing

EPC Projects

Boilers - Utility

Boilers
(Isgec IJT Boilers)

Sugar Plants &
Machinery

Air Pollution
Control
Equipment

**Isgec Redecam Enviro
Solutions P Ltd.**

(Subsidiary - Joint Venture with Redecam Group SpA Italy)



PRESSES



PROCESS EQUIPMENT



EPC POWER PLANTS



BOILERS



SUGAR PLANTS & MACHINERY



CASTINGS



AIR POLLUTION CONTROL EQUIPMENT



METAL CUTTING MACHINERY



CONTRACT MANUFACTURING

Manpower Figures (rounded off)

No. of Engineers - Graduate	:	850 Nos
-----------------------------	---	---------

No. of Engineering Diploma holders	:	1050 Nos
------------------------------------	---	----------

Total No. of Employees	:	2818 Nos*
------------------------	---	-----------

* This does not include SSM / JV / Contractual Staff.

- Listed on Bombay Stock Exchange.
(Market Capitalization Rs. 4200 Crores)
- Net Worth (Consolidated) : Rs 1381 Crores (F 2018)
- Balance Sheet Size (Consolidated) : Rs 3829 Crores
(F-2018)

Ranked amongst top 300 Indian Companies by
Economic Times, Business Standard, Forbes, Dun and
Bradstreet

- **Presently executing orders in**
 - Indonesia, Philippines, Thailand, Vietnam, Sri-Lanka
 - Guatemala, Honduras, Colombia, Brazil, Mexico, Peru, Dominican Republic, El Salvador, Venezuela, Nicaragua
 - Kenya, Nigeria, Malawi, Senegal, Ethiopia
 - Saudi Arabia, UAE, Oman, Jordan, Turkey

STRATEGIC TECHNOLOGY PARTNERS



ENVIROTHERM

Technologie für saubere Energie & Umwelt

Envirotherm GmbH

(Electrostatic Precipitators
upto 1000MW)

Siemens Heat Transfer Technology
b.v Netherlands
(Heat Recovery Steam Generators
upto 470MW , Flue Gas Cooler
and CO Fired Boilers)

Sumitomo SHI FW Energia Oy, Finland
(PC, CFBC, Packaged Type Oil & Gas Fired
Boilers)

(HP / LP heaters, Water Cooler Condensers)

Fuel Tech Inc., USA



Hitachi Zosen Corporation, Japan

(Manufacturing specialized
and critical process equipment)



(For reduction of Particulate Matter emissions by
use of Electrostatic Precipitators performance
improvement technologies especially Flue Gas
Conditioning and For NOx reduction processes by
use of urea or ammonia SCR and SNCR)



Titan Metal Fabricators, USA

(Corrosion resistant Process Equipmer)



neuson
hydrotec

Neuson Hydrotec, Austria

Hot Working Press solution, Open Die
Forging Presses, Forging Plant &
Straightening Presses



Belleli, Italy

(Breech Lock Heat Exchangers)



Bosch Projects, South Africa

(Chainless Cane Diffusers)



ABB Lummus Global

ABB Lummus Heat Transfer, USA

(Helix Heat Exchangers)

Sumitomo SHI FW Energia Oy, Finland:

- For Circulating Fluidized Bed Combustion (CFBC) Boilers up to 99.9 Mwe
- For Oil & Gas, Shop Assembled Water Tube Packaged Boilers up to 260 TPH
- For Pulverized Coal Fired Sub-Critical Boilers and Super-Critical Boilers (60 to 1000 Mwe)
- For Feed Water Heaters and Surface Condensers
- For Reheat Design of CFBC Boilers upto 100 MW

ABB Lummus Heat Transfer, USA for Helix Heat Exchangers

Belleli, Italy, for Breech Lock Exchangers

BOSCH Projects, South Africa, for Chainless Cane Diffusers

Envirotherm GmbH, Germany, for Electrostatic Precipitators (ESP) up to 1000 Mw

Fuel Tech Inc., USA:

- For reduction of Particulate Matter emissions by use of Electrostatic Precipitators performance improvement technologies (especially Flue Gas Conditioning)
- For NO_x reduction processes by use of urea or ammonia (SCR and SNCR)

Siemens Heat Transfer Technology b.v Netherlands, for Drum type Heat Recovery Steam Generators, Flue Gas Coolers and CO Boilers

Isgec Hitachi Zosen Ltd. - a joint venture with Hitachi Zosen Corp., Japan, set up to cater to the specialized & critical Process Equipment requirements of refineries, fertilizer & petrochemical industries, across the world

Isgec Foster Wheeler Boilers Pvt. Ltd. - a joint venture with Sumitomo SHI FW Energia Oy. Finland to do detailed engineering of Boilers of both ISGEC and Foster Wheeler

Isgec TITAN Metal Fabricators Pvt. Ltd. - a joint venture with TITAN Metal Fabricators, Camarillo, CA USA to manufacture corrosion-resistant process equipment and provide the next generation of reactive alloy equipment to global customers in the Chemical, Petro Chemical, Oil & Gas, Fertilizer, Mining, Power Generation, Pharmaceutical, and Steel Manufacturing industries

ISGEC Redecam Enviro Solutions - a joint venture with Redecam, Italy for Air Pollution Control Systems including Air filtration systems

PRODUCTS AND PROJECTS

PROJECTS BUSINESS - CAPABILITIES AND SERVICES

- **Basic Design**
- **Detailed Engineering**
- **Project Management**
- **Procurement**
- **Logistics**
- **Site Construction**
- **Installation, Testing, Commissioning and Handing-over**
- **After sales service**
- **Training - Class room based / On-site**
- **Operation and Maintenance**

EPC - POWER PLANTS, FACTORIES AND MATERIAL HANDLING PROJECTS

CORE COMPETENCE - EPC POWER PLANTS

Over 60 Power and Cogeneration Projects

Fuel Specific Solutions

- **Renewable Fuels**
 - » Biomass
 - » Bagasse
 - » Waste Heat Gas
- **Municipal Solid Waste / RDF**
- **Fossil Fuels**
 - » Indian Coal of different grades
 - » Imported Coals
 - » Petcoke
 - » Lignite
 - » Oil & Gas

Industry Specific Solutions

- **Independent Power Plants (IPP's)**
- **EPC for the complete Power Plant**
- **Boiler - Turbine Islands (BTG Power Islands) up to 1000 MW**
- **Balance of Plant (BOP) solutions for any BTG package up to 100 MW**

EPC POWER PLANTS - OFFERINGS

- Captive Power Plant Solutions for Cement, Metal, Petrochemical & Other Industries.
- Co-Generation Power Plant Solutions for Sugar, Paper, Textile & Chemical Industries.
- Waste Heat based Power Plant Solutions for Coke Oven, Sponge Iron, Cement & Metal Industries & Combined Cycle Power Plant .
- Independent Power Plant Solutions for Biomass & Utility Sector.
- Energy from Waste Solutions in association with Hitachi Zosen.

Commissioned : 1036 MW with Max. single unit size of 62.3 MW

Under execution : 365 MW with Max. single unit size of 35 MW

Total Executed / under execution : 1401 MW



EPC POWER PLANTS - END TO END SOLUTIONS



Mechanical

- Turbine Generator with Auxiliaries
- Boiler and Auxiliaries
- Fuel Handling system
- Ash Handling system
- Cooling Tower/ ACC
- Complete Plant piping
- Water intake & Treatment System
- Fire fighting system
- Air conditioning & ventilation system
- Compressed Air System

Electrical, C&I

- Switchyard up to 220 KV
- Plant Electricals
- HV Transmission lines
- Plant Instrumentation
- Plant DCS
- Plant load Management & shredding system
- Emergency & Black start DG Set

Services

- Plant Engineering
- Project management
- Procurement management
- Inspection
- Complete Plant civil works
- Supervision of erection & commissioning
- Erection & Commissioning
- Training
- Operation & Maintenance


CORE COMPETENCE - MATERIAL HANDLING



440 TPH Coal Handling System



Stackers



Coal Conveying System



Reclaimers



CORE COMPETENCE - MATERIAL HANDLING



An idea of the material handling contract under execution

- ✓ 16 km of cross country pipe conveyor
- ✓ Crossing three rivers & one railway line
- ✓ For 3x650 MW & 1x500 MW units
- ✓ Crusher capacity – 1200 TPH
- ✓ Steel erection – 16000 MT



INDUSTRIAL AND POWER BOILERS

Over 790 Boiler Projects

Products

- Circulating Fluidized Bed Combustion Boilers
- Atmospheric Fluidized Bed Combustion Boilers
- Pulverized Coal Fired Boilers
- Bagasse & Biomass Boilers
- Oil and Gas Fired Boilers
- Waste Heat Recovery Boilers
- Municipal Solid Waste / RDF Fired Boiler
- Slop Fired Boilers

Applications

- Power Generation
- Cogeneration
- Process Steam





Bagasse



Paddy Stalk



Cotton Stalk



Wheat Stalk



Coffee Husk



Mustard Stalk



Poultry Litter



Sawdust



Julie Flora



Rice Husk



Lignite



Charcoal

- Wood Chips
- Olive Wood Trimmings
- Coconut Shell
- Groundnut Shell
- Subabul Wood
- Red Gram Husk
- Bengal Gram Husk
- Cashewnut Shell
- Woody Biomass
- Cane Top & Trash
- King Grass / Napier Grass
- Other agricultural wastes, individually or in combinations
- Coal
- Oil, Natural Gas and Bio-Gas
- Slop/ Vinasse (Distillery Spent Waste)
- Municipal Solid Waste / RDF

SUGAR PLANTS AND MACHINERY, REFINERIES AND DISTILLERIES

CORE COMPETENCE - SUGAR PLANTS & MACHINERY

Over 140 Sugar / Refinery / Distillery Plants and Major Expansions

- Up to 55" x 110" size Mills
- Up to 30,000 TCD Complete Sugar Plants
- Diffuser (Chain & Chainless Type) up to 18000 TCD
- Sugar Refineries - Stand alone and Back end process up to 3000 TPD
- Plantation White Sugar, VHP Sugar and Raw Sugar
- Distillery Plants up to 600 KLPD



PRODUCTS

CORE COMPETENCE - PROCESS EQUIPMENT

- **Reactors**
 - » Continuous Catalyst Regeneration (CCR) Reactors
 - » Diesel Hydro Desulphurization (DHDS) Reactors
 - » Naptha Hydrotreating (NHT) Reactors
- **High Pressure Vessels**
 - » Hot & Cold HP Separators
 - » Inlet Separators
- **Shell and Tube Heat Exchangers**
 - » High Pressure Exchangers (Breech Lock Closure Type - Licensee of Belleli Italy)
 - » Helical Baffle Type Heat Exchangers
- **Columns and Towers**
- **High Pressure Boiler Drums**
- **Boiler Pressure Parts**
- **Power Plant Equipment** (Licensee of Foster Wheeler)
 - » HP Feed Water Heaters
 - » LP Feed Water Heaters
 - » Surface Condensers
- **Containers for Liquefiable Gases**

475 MT Clad Coke Drum for MRPL, India



CCR Reactor under assembly



Isgec - Hitachi Zosen JV

880 MT, 92 M Long, C2 Splitter Column
for Customer in Mexico



817 MT, Ammonia Converter, with Internals
for Customers in USA



105 M Long Ethylene Fractionator
for Customer in Egypt



Co2 Absorber for Customer in USA



Mechanical and Hydraulic

Products

- Fully Automated Press Lines
- Tandem Presses
- Transfer Presses
- Servo Presses
- 'C' Frame Presses
- CNC Vertical Turning Lathes (Morando Italy design)

Sectors

- Automobile
- Auto Components
- Tooling
- Wood and Panel Industry
- Defence
- Railways



1000 T Robotic Tandem Press Line supplied to Auto Company in Telangana, India

CORE COMPETENCE - CASTINGS

Materials

- Stainless Steels
- Creep Resistant Steels
- SG Iron
- Ni-Hard
- Manganese

Capacity (single piece weight):

- Carbon Steels : Upto 50 MT
- Alloy Steels : Upto 40 MT
- Grey & Alloy Iron : Upto 30 MT

Industries

- Hydro Power
- Steam Power
- Pumps
- Valves
- Compressors
- Mining



660 MW Steam Turbine Outer Casing



Impeller

Products include: Over 15000 Tonnes of Mechanical Equipment for

Metallurgical Industry

- Hot / Cold Rolling Mills
- Processing Lines
- Continuous Slab / Billet / Bloom Casters
- Gas Cleaning Plants & Sinter Plants

Hydro Electric Power Industry

- Radial & Vertical Gates
- Penstocks
- Turbine Housings




Cement Mill Stands
Design : Loesche, Germany



Ladle Turret for 2 ladles - 165 T each
Design : SMS Demag

Liquified Gas Containers

- ✓ World largest.
- ✓ We have following patents :-
 - ❖ Chinese
 - ❖ Mexican
 - ❖ US
 - ❖ Indian
- ✓ US Patent awarded for the design & technique for manufacturing of Model 'D' Chlorine Containers



AIR POLLUTION CONTROL EQUIPMENT

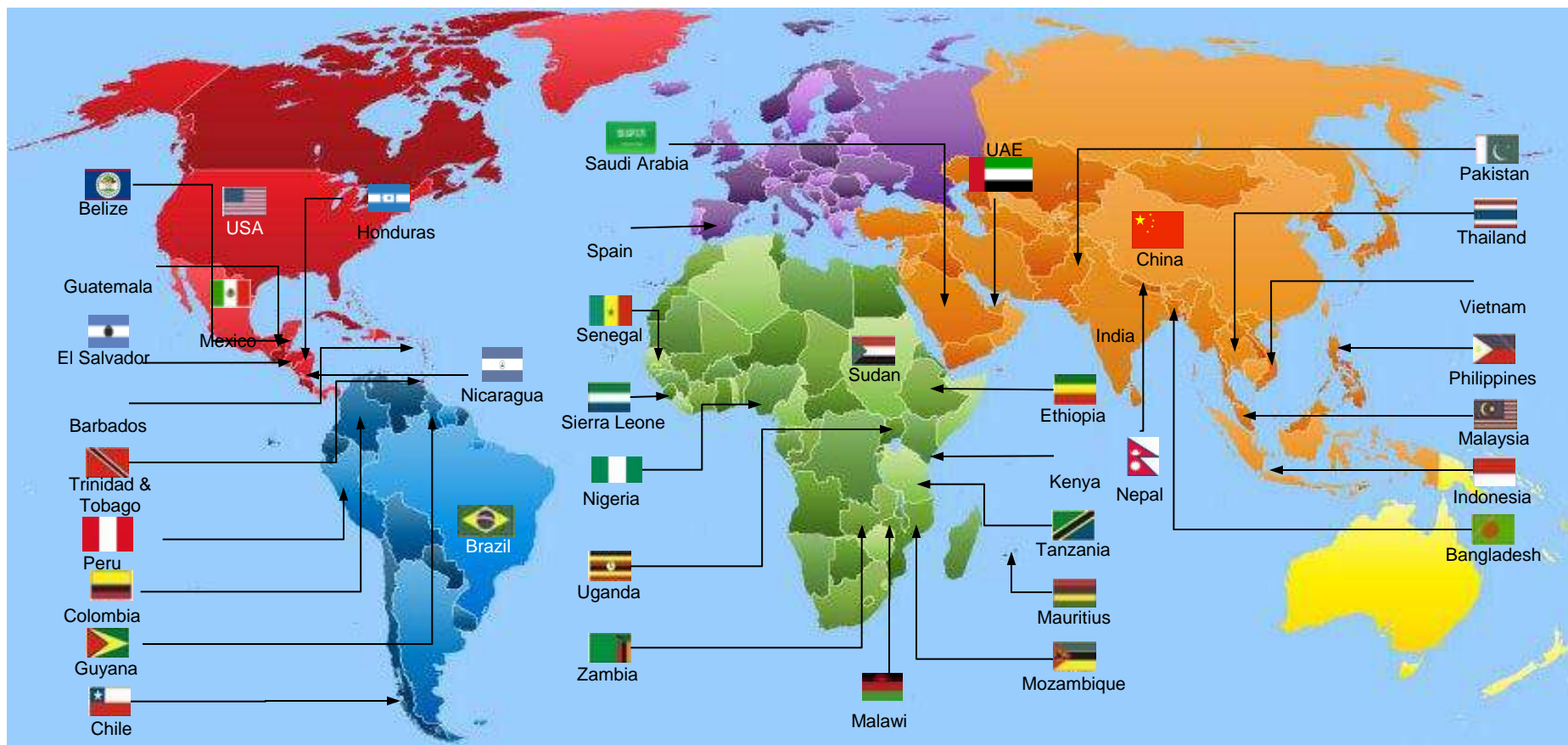


IPP in
Tamil Nadu, India



Global Presence

- Sugar Plants & Machinery
- Boilers
- Power Plants



Installations of Sugar Plants & Machinery, Boilers and Power Plants

MANUFACTURING FACILITIES

MANUFACTURING FACILITY - YAMUNANAGAR

Main Plant, established in 1946



- Dia. of equipment : up to 4.5 M inside shops
- Weight of equipment: up to 150 MT
- Rolling thickness: up to 80 mm cold/200mm hot

- Works Area: 250,000 Sq.M.
- Covered Area : 43,000 Sq.M.

MANUFACTURING FACILITY - RATTANGARH

Panel Manufacturing Plant



MANUFACTURING FACILITY - DAHEJ, GUJARAT



**Some Pictures
of
Our Executed Projects
At
Customer Sites**

GUATEMALA



62.3 MW Power Plant with 220 TPH, 109 kg/cm²(g), 540 ± 5 Deg.C Travelling Grate Boiler ³⁹

ZAMBIA



30.4 MW Cogeneration Power Plant

MAHARASHTRA, INDIA



36 MW Bagasse / Coal based Power Plant with 1 x 180 TPH Travelling Grate Boiler

Madhya Pradesh, INDIA



45 MW Power Plant with 1 x 190 TPH, 110 kg/cm²(g), 540 ± 5 Deg.C CFBC Boiler

GUJARAT, INDIA



90 TPH, 67 kg/cm²(g), 485 ± 5 Deg.C AFBC Boiler

THAILAND



3 x 150 TPH, 40 kg/cm²(g), 450 Deg.C Travelling Grate Boilers

SPAIN



28 TPH Biomass Fired Boiler for 8 MW Power Plant

USA



77 TPH Package Type Oil & Gas Fired Boiler

REFINERY, INDIA



2 x 250 TPH Oil / Natural Gas Fired Boilers

Delhi, INDIA



57.9 TPH, 42.83 kg/cm²(a), 400 Deg.C Municipal Solid Waste Fired Boiler for 12 MW
Waste to Energy Plant

IPP, TAMIL NADU, INDIA



563 TPH, 150 kg/cm²(g), 545 Deg.C Pulverized Coal Fired Boiler for 180 MW Power Plant ⁴⁹

SUDAN



**24000 TCD Complete Process Plant with Mechanical Tie-Ins and 4 x 130 TPH, 62 bar(g),
500 ± 5 Deg.C Travelling Grate Boilers for 104 MW Cogeneration**

MAHARASHTRA, INDIA



6000 TCD Complete Sugar Plant with 23 MW Cogeneration

KARNATAKA, INDIA



5000 TCD Complete Sugar Plant expandable to 7500 TCD with 30 MW Cogeneration 52

GUATEMALA



Drive in Milling Tandem of 15000 TCD Sugar Plant

BIOFUELS PLANT, BIHAR, INDIA



Chainless Cane Diffuser of 3500 TCD capacity

KENYA



300 TPD Backend Sugar Refinery

Financial Highlights

FY 2018

Standalone Profit & Loss - Annual

Rs. In Lakhs



Particulars	Standalone	
	FY 18	FY 17
Revenue from operations	2,61,537	3,11,099
Other Income	7,234	9,323
Total Income	2,68,771	3,20,422
Expenses :		
(a) Cost of materials consumed	53,499	42,726
(b) Purchase of stock-in-trade	72,763	1,17,875
(c) Change in inventories of finished goods and work-in-progress (Increase)/decrease	(2,680)	(4,869)
(d) Employee benefits expense	27,781	26,784
(e) Finance costs	712	2,080
(f) Depreciation and amortisation expense	6,715	6,382
(g) Erection & commissioning expenses	32,412	37,806
(h) Other expenses	60,776	64,872
Total expenses	2,51,978	2,93,656
Profit/(Loss) before exceptional items and tax	16,793	26,766
Exceptional items	-	-
Profit before tax	16,793	26,766
Tax expense	4,895	7,903
Profit after tax	11,898	18,863
Other Comprehensive Income	115	-36
Total Comprehensive Income	12,013	18,827

Standalone Balance Sheet- Annual

Rs. In Lakhs



Particulars	Standalone	
	FY 18	FY 17
EQUITY AND LIABILITIES		
EQUITY		
(a) Equity share capital	735	735
(b) Other equity	1,21,549	1,11,815
Total Equity	1,22,284	1,12,550
LIABILITIES		
Non - current liabilities		
(a) Financial liabilities		
(i) Borrowings	-	-
(ii) Other financial liabilities	134	183
(b) Provisions	4,793	6,742
(c) Deferred tax liabilities	-	427
(d) Other non - current liabilities	25,344	14,869
Total Non Current Liabilities	30,271	22,221
Current liabilities		
(a) Financial liabilities		
(i) Borrowings	8,227	10,956
(ii) Trade payables	1,02,525	1,31,197
(iii) Other financial liabilities	6,417	6,859
(b) Other Current liabilities	49,098	38,381
(c) Provisions	13,307	14,041
(d) Current tax liabilities	750	230
Total Current Liabilities	1,80,324	2,01,664
Total Equity & Liabilities	3,32,879	3,36,435

Standalone Balance Sheet- Annual

Rs. In Lakhs



Particulars	Standalone	
	FY 18	FY 17
ASSETS		
Non-current assets		
(a) Property, plant and equipment	41,047	42,645
(b) Capital work - in - progress	2,928	1,536
(c) Other intangible assets	4,501	3,792
(d) Financial assets		
(i) Investments	14,281	14,281
(ii) Trade receivables	3,549	4,471
(iii) Loans	402	415
(iv) Others	866	712
(g) Deferred tax assets	192	-
(h) Other non - current assets	908	29
Total - Non Current Assets	68,674	67,881
Current Assets		
(a) Inventories	46,610	40,448
(b) Financial assets		
(i) Investments	36,601	68,846
(ii) Trade receivables	1,10,773	1,07,109
(iii) Cash and cash equivalents	16,586	2,611
(iv) Bank balances other than (iii)	4,114	9,568
(v) Loans	921	8,330
(vi) Others	5,414	3,372
(c) Other current assets	43,186	28,270
Total - Current Assets	2,64,205	2,68,554
Total Assets	3,32,879	3,36,435

Consolidated Profit & Loss - Annual



Rs. In Lakhs

Particulars	Consolidated	
	FY 18	FY 17
Revenue from operations	3,82,586	4,05,589
Other income	5,728	9,362
Total income	3,88,314	4,14,951
Expenses :		
(a) Cost of materials consumed	1,16,632	1,06,380
(b) Purchase of stock-in-trade	72,852	1,17,874
(c) Change in inventories of finished goods and work-in- progress (Increase)/decrease	25,386	(9,883)
(d) Employee benefits expense	34,001	32,725
(e) Finance cost	2,216	4,312
(f) Depreciation and amortisation expense	8,075	7,529
(g) Erection & commissioning expenses	32,424	37,811
(h) Other expenses	71,622	81,511
Total expenses	3,63,208	3,78,259
Profit before exceptional items and tax	25,106	36,692
Exceptional items	-	-
Profit before tax	25,106	36,692
Tax expense	8,265	11,858
Profit for the year	16,841	24,834
Other Comprehensive Income (OCI)	(92)	480
Total Comprehensive Income for the year	16,749	25,314

Consolidated Balance Sheet- Annual Rs. In Lakhs



Particulars	Consolidated	
	FY 18	FY 17
ASSETS		
Non-current assets		
(a) Property, plant and equipment	57,585	57,856
(b) Capital work - in - progress	3,155	1,783
(c) Goodwill on Consolidation	530	530
(d) Other intangible assets	4,764	3,886
(e) Intangible assets under Development	-	128
(f) Financial assets		
(i) Investments	523	826
ii) Trade receivables	3,631	4,568
(iii) Loans	451	472
(iv) Others	1,194	1,043
(g) Deferred tax assets	269	863
(h) Other non - current assets	957	110
Total - Non Current Assets	73,059	72,065
Current Assets		
(a) Inventories	83,997	1,07,575
(b) Financial assets		
(i) Investments	36,601	68,846
(ii) Trade receivables	1,13,600	1,13,335
(iii) Cash and cash equivalents	17,968	3,570
(iv) Bank balances other than (iii) above	6,059	10,603
(v) Loans	1,042	1,135
(vi) Others	5,562	3,888
(c) Current tax assets	2	2
(d) Other current assets	44,984	31,216
Total Current Assets	3,09,815	3,40,170
Total Assets	3,82,874	4,12,235

Consolidated Balance Sheet- Annual Rs. In Lakhs



Particulars	Consolidated	
	FY 18	FY 17
EQUITY AND LIABILITIES		
EQUITY		
(a) Equity share capital	735	735
(b) Other equity	1,37,378	1,24,629
Equity attributable to the owners of the parent	1,38,113	1,25,364
(c) Non Controlling Interest	7,183	6,051
Total equity	1,45,296	1,31,415
LIABILITIES		
Non - current liabilities		
(a) Financial liabilities		
(i) Borrowings	-	3,701
(ii) Other financial liabilities	161	418
(b) Provisions	5,406	7,152
(c) Deferred tax liabilities	663	1,226
(d) Other non - current liabilities	25,384	14,912
Total Non Current Liabilities	31,614	27,409
Current liabilities		
(a) Financial liabilities		
(i) Borrowings	14,320	29,979
(ii) Trade payables	1,10,995	1,41,666
(iii) Other financial liabilities	11,050	9,706
(b) Other Current liabilities	55,126	56,926
(c) Provisions	14,142	14,731
(d) Current tax liabilities	331	403
Total Current Liabilities	2,05,964	2,53,411
Total Equity & Liabilities	3,82,874	4,12,235

Break up of Consolidated Turnover & PBT



(Rs. In Crores)

Particulars	Consolidated Turnover		Consolidated Profit Before Tax	
	FY 18	FY 17	FY 18	FY 17
Isgec Heavy Engineering Ltd – Standalone	2,688	3,204	168	268
Saraswati Sugar Mills Ltd.	819	640	71	91
Isgec Hitachi Zosen Limited	442	357	34	19
Isgec Titan Metal Fabricator Pvt. Ltd	15	0	1	0
Isgec Foster Wheeler Boilers Pvt Ltd	6	2	1	0
Isgec Redecam Enviro Solutions Pvt Ltd.	2	0	-1	-0
Other Companies	0	0	0	0
Total	3,972	4,203	274	378
Less: Inter Company transactions	-89	-53	-23	-11
Consolidated	3883	4150	251	367

Order Position



Rs. Crores

Unit	Order Booking			Orders in Hand		
	F 2018	F 2017	F 2016	As on 31.3.18 **	As on 31.3.17	As on 31.3.16
Manufactured Products	967	949	982	901	923	811
Projects	3551	3,335	2,459	4,798	3,061	2,541
Less Inter-Unit	-206	-180	-189	-125	-92	-98
TOTAL	4,312	4,104	3,252	5,574	3,892	3,254

****Includes Export Orders of Rs.1547 Crores (previous year Rs. 1637 Crores) .**

THANKS

ISGEC HEAVY ENGINEERING LIMITED
INDIA

Email: chatnani@isgrec.com Mobile: +91-9810363103
www.isgrec.com

• Yamunanagar
• Noida • Ratangarh • Bawal • Muzaffarnagar • Dahej • Pune • Chennai