General information about company

Scrip code	533033
NSE Symbol	ISGEC
MSEI Symbol	NA
ISIN	INE858B01029
Name of the company	ISGEC HEAVY ENGINEERING LIMITED
Whether company is SME	No
Class of Security	Equity Shares
Type of report	Quarterly
Quarter Ended / Half year ended/Date of Report (For Prelisting / Allotment)	30-06-2023
Date of allotment / extinguishment (in case Capital Restructuring selected) / Listing Date	
Shareholding pattern filed under	Regulation 31 (1) (b)
Whether the listed entity is Public Sector Undertaking (PSU)?	No

Declaration

Sr. No.	Particular	Yes/No	Promoter and Promoter Group	Public shareholder	Non Promoter- Non Public
1	Whether the Listed Entity has issued any partly paid up shares?	No	No	No	No
2	Whether the Listed Entity has issued any Convertible Securities ?	No	No	No	No
3	Whether the Listed Entity has issued any Warrants ?	No	No	No	No
4	Whether the Listed Entity has any shares against which depository receipts are issued?	No	No	No	No
5	Whether the Listed Entity has any shares in locked-in?	No	No	No	No
6	Whether any shares held by promoters are pledge or otherwise encumbered?	No	No		
7	Whether company has equity shares with differential voting rights?	No	No	No	No
8	Whether the listed entity has any significant beneficial owner?	Yes			

Table VI - Statement showing foreign ownership limits

Particular	Approved limits (%)	Limits utilized (%)
As on shareholding date	100	4.24
As on the end of previous 1st quarter	100	3.63
As on the end of previous 2nd quarter	100	4.03
As on the end of previous 3rd quarter	100	3.68
As on the end of previous 4th quarter	100	3.53

Table I - Summary Statement holding of specified securities

Category (I)	Category of shareholder (II)	Nos. Of shareholders (III)	No. of fully paid up equity shares held (IV)	No. Of Partly paid-up equity shares held (V)	No. Of shares underlying Depository Receipts (VI)	Total nos. shares held (VII) = (IV)+ (V)+ (VI)	Shareholding as a % of total no. of shares (calculated as per SCRR, 1957) (VIII) As a % of (A+B+C2)	Number of Voting Rights held in each class of securities (IX)			
								No of Voting (XIV) Rights			Total as a % of (A+B+C)
								Class eg: X	Class eg:y	Total	
(A)	Promoter & Promoter Group	5	45904888			45904888	62.43	45904888		45904888	62.43
(B)	Public	30681	27624622			27624622	37.57	27624622		27624622	37.57
(C)	Non Promoter- Non Public										
(C1)	Shares underlying DRs										
(C2)	Shares held by Employee Trusts										
	Total	30686	73529510			73529510	100	73529510		73529510	100

Table I - Summary Statement holding of specified securities														
Category (I)	Category of shareholder (II)	No. Of Shares Underlying Outstanding convertible securities (X)	No. of Shares Underlying Outstanding Warrants (Xi)	No. Of Shares Underlying Outstanding convertible securities and No. Of Warrants (Xi) (a)	Shareholding , as a % assuming full conversion of convertible securities (as a percentage of diluted share capital) (XI)= (VII)+(X) As a % of (A+B+C2)	Number of Locked in shares (XII)		Number of Shares pledged or otherwise encumbered (XIII)		Number of equity shares held in dematerialized form (XIV)	Sub-categorization of shares		
						No. (a)	As a % of total Shares held (b)	No. (a)	As a % of total Shares held (b)		Sub-category (i)	Sub-category (ii)	Sub-category (iii)
(A)	Promoter & Promoter Group				62.43					45904888			
(B)	Public				37.57					26655192	0	0	0
(C)	Non Promoter- Non Public												
(C1)	Shares underlying DRs												
(C2)	Shares held by Employee Trusts												
	Total				100					72560080	0	0	0

Table II - Statement showing shareholding pattern of the Promoter and Promoter Group											
Sr.	Category & Name of the Shareholders (I)	Nos. Of shareholders (III)	No. of fully paid up equity shares held (IV)	No. Of Partly paid-up equity shares held (V)	No. Of shares underlying Depository Receipts (VI)	Total nos. shares held (VII) = (IV)+(V)+ (VI)	Shareholding as a % of total no. of shares (calculated as per SCRR, 1957) (VIII) As a % of (A+B+C2)	Number of Voting Rights held in each class of securities (IX)			
								No of Voting (XIV) Rights			Total as a % of Total Voting rights
								Class eg: X	Class eg:y	Total	
A	Table II - Statement showing shareholding pattern of the Promoter and Promoter Group										
(1)	Indian										
(a)	Individuals/Hindu undivided Family	3	11319620			11319620	15.39	11319620		11319620	15.39
(d)	Any Other (specify)	2	34585268			34585268	47.04	34585268		34585268	47.04
Sub-Total (A)(1)		5	45904888			45904888	62.43	45904888		45904888	62.43
(2)	Foreign										
Total Shareholding of Promoter and Promoter Group (A)=(A)(1)+(A)(2)		5	45904888			45904888	62.43	45904888		45904888	62.43
B	Table III - Statement showing shareholding pattern of the Public shareholder										
(1)	Institutions (Domestic)										
(a)	Mutual Funds	6	5623143			5623143	7.65	5623143		5623143	7.65
(c)	Alternate Investment Funds	2	345725			345725	0.47	345725		345725	0.47
(d)	Banks	3	14600			14600	0.02	14600		14600	0.02
(e)	Insurance Companies	1	18902			18902	0.03	18902		18902	0.03
Sub-Total (B)(1)		12	6002370			6002370	8.16	6002370		6002370	8.16
(2)	Institutions (Foreign)										
(d)	Foreign Portfolio Investors Category I	61	2013290			2013290	2.74	2013290		2013290	2.74
(e)	Foreign Portfolio Investors Category II	3	25532			25532	0.03	25532		25532	0.03
Sub-Total (B)(2)		64	2038822			2038822	2.77	2038822		2038822	2.77
(3)	Central Government / State Government(s)										
(c)	Shareholding by Companies or Bodies Corporate where Central / State Government is a promoter	1	10000			10000	0.01	10000		10000	0.01
Sub-Total (B)(3)		1	10000			10000	0.01	10000		10000	0.01

(4)	Non-institutions										
(b)	Directors and their relatives (excluding independent directors and nominee directors)	3	3500			3500	0	3500		3500	0
(f)	Investor Education and Protection Fund (IEPF)	1	522110			522110	0.71	522110		522110	0.71
(g)	Resident Individuals holding nominal share capital up to Rs. 2 lakhs	28619	11732025			11732025	15.96	11732025		11732025	15.96
(h)	Resident Individuals holding nominal share capital in excess of Rs. 2 lakhs	6	1999242			1999242	2.72	1999242		1999242	2.72
(i)	Non Resident Indians (NRIs)	787	1084152			1084152	1.47	1084152		1084152	1.47
(l)	Bodies Corporate	328	3466677			3466677	4.71	3466677		3466677	4.71
(m)	Any Other (specify)	860	765724			765724	1.04	765724		765724	1.04
Sub-Total (B)(4)		30604	19573430			19573430	26.62	19573430		19573430	26.62
Total Public Shareholding (B)=(B)(1)+(B)(2)+(B)(3)+(B)(4)		30681	27624622			27624622	37.57	27624622		27624622	37.57
C	Table IV - Statement showing shareholding pattern of the Non Promoter- Non Public shareholder										
Total (A+B+C2)		30686	73529510			73529510	100	73529510		73529510	100
Total (A+B+C)		30686	73529510			73529510	100	73529510		73529510	100

Table II - Statement showing shareholding pattern of the Promoter and Promoter Group

Sr.	No. Of Shares Underlying Outstanding convertible securities (X)	No. of Shares Underlying Outstanding Warrants (Xi)	No. Of Shares Underlying Outstanding convertible securities and No. Of Warrants (Xi) (a)	Shareholding , as a % assuming full conversion of convertible securities (as a percentage of diluted share capital) (XI)= (VII)+(X) As a % of (A+B+C2)	Number of Locked in shares (XII)		Number of Shares pledged or otherwise encumbered (XIII)		Number of equity shares held in dematerialized form (XIV)	Sub-categorization of shares		
					No. (a)	As a % of total Shares held (b)	No. (a)	As a % of total Shares held (b)		Sub-category (i)	Sub-category (ii)	Sub-category (iii)
A	Table II - Statement showing shareholding pattern of the Promoter and Promoter Group											
(1)	Indian											
(a)				15.39					11319620			
(d)				47.04					34585268			
Sub-Total (A) (1)				62.43					45904888			
(2)	Foreign											
Total Shareholding of Promoter and Promoter Group (A)=(A)(1)+(A)(2)				62.43					45904888			
B	Table III - Statement showing shareholding pattern of the Public shareholder											
(1)	Institutions (Domestic)											
(a)				7.65					5618143	0	0	0
(c)				0.47					345725	0	0	0
(d)				0.02					2600	0	0	0
(e)				0.03					18902	0	0	0
Sub-Total (B) (1)				8.16					5985370	0	0	0
(2)	Institutions (Foreign)											
(d)				2.74					2013290	0	0	0
(e)				0.03					25532	0	0	0
Sub-Total (B) (2)				2.77					2038822	0	0	0
(3)	Central Government / State Government(s)											

(c)				0.01					10000	0	0	0
Sub-Total (B) (3)				0.01					10000	0	0	0
(4)	Non-institutions											
(b)				0					3000	0	0	0
(f)				0.71					522110	0	0	0
(g)				15.96					11281655	0	0	0
(h)				2.72					1999242	0	0	0
(i)				1.47					584102	0	0	0
(l)				4.71					3465167	0	0	0
(m)				1.04					765724	0	0	0
Sub-Total (B) (4)				26.62					18621000	0	0	0
Total Public Shareholding (B)=(B)(1)+(B)(2)+(B)(3)+(B)(4)				37.57					26655192	0	0	0
C	Table IV - Statement showing shareholding pattern of the Non Promoter- Non Public shareholder											
Total (A+B+C2)				100					72560080			
Total (A+B+C)				100					72560080			

Individuals/Hindu undivided Family

Searial No.	1	2	3	4	5	6	7
Name of the Shareholders (I)	ADITYA PURI	NINA PURI	RANJIT PURI	TANU PRIYA PURI	TANVI PURI	NAYNA PURI	ASHOK BHAN
PAN (II)	AAYPP6239Q	AANPP6958R	AJXPP7490B	AIXPP1808L	BZBPP8281P	BYWPP7496L	ABBPB3526G
No. of fully paid up equity shares held (IV)	4568080	159530	6592010	0	0	0	0
No. Of Partly paid-up equity shares held (V)							
No. Of shares underlying Depository Receipts (VI)							
Total nos. shares held (VII) = (IV)+(V)+ (VI)	4568080	159530	6592010	0	0	0	0
Shareholding as a % of total no. of shares (calculated as per SCRR, 1957) (VIII) As a % of (A+B+C2)	6.21	0.22	8.97	0	0	0	0
Number of Voting Rights held in each class of securities (IX)							
Class eg:X	4568080	159530	6592010	0	0	0	0
Class eg:y							
Total	4568080	159530	6592010	0	0	0	0
Total as a % of Total Voting rights	6.21	0.22	8.97	0	0	0	0
No. Of Shares Underlying Outstanding convertible securities (X)							
No. of Shares Underlying Outstanding Warrants (Xi)							
No. Of Shares Underlying Outstanding convertible securities and No. Of Warrants (Xi) (a)							
Shareholding , as a % assuming full conversion of convertible securities (as a percentage of diluted share capital) (XI)= (VII)+(Xi)(a) As a % of (A+B+C2)	6.21	0.22	8.97	0	0	0	0

Number of Locked in shares (XII)							
No. (a)							
As a % of total Shares held (b)							
Number of Shares pledged or otherwise encumbered (XIII)							
No. (a)							
As a % of total Shares held (b)							
Number of equity shares held in dematerialized form (XIV)	4568080	159530	6592010	0	0	0	0
Reason for not providing PAN							
Reason for not providing PAN							
Shareholder type	Promoter	Promoter	Promoter	Promoter Group	Promoter Group	Promoter Group	Promoter Group

Individuals/Hindu undivided Family				
Searial No.	8	9	10	
Name of the Shareholders (I)	AKSHAY BHAN	MADHU JAIN	RANJIT PURI HUF	Click here to go back
PAN (II)	AAXPB9928P	AEMPJ1940G	AABHR3398P	Total
No. of fully paid up equity shares held (IV)	0	0	0	11319620
No. Of Partly paid-up equity shares held (V)				
No. Of shares underlying Depository Receipts (VI)				
Total nos. shares held (VII) = (IV)+(V)+ (VI)	0	0	0	11319620
Shareholding as a % of total no. of shares (calculated as per SCRR, 1957) (VIII) As a % of (A+B+C2)	0	0	0	15.39
Number of Voting Rights held in each class of securities (IX)				
Class eg:X	0	0	0	11319620
Class eg:y				
Total	0	0	0	11319620
Total as a % of Total Voting rights	0	0	0	15.39
No. Of Shares Underlying Outstanding convertible securities (X)				
No. of Shares Underlying Outstanding Warrants (Xi)				
No. Of Shares Underlying Outstanding convertible securities and No. Of Warrants (Xi) (a)				
Shareholding , as a % assuming full conversion of convertible securities (as a percentage of diluted share capital) (XI)= (VII)+(Xi)(a) As a % of (A+B+C2)	0	0	0	15.39
Number of Locked in shares (XII)				
No. (a)				
As a % of total Shares held (b)				

Number of Shares pledged or otherwise encumbered (XIII)				
No. (a)				
As a % of total Shares held (b)				
Number of equity shares held in dematerialized form (XIV)	0	0	0	11319620
Reason for not providing PAN				
Reason for not providing PAN				
Shareholder type	Promoter Group	Promoter Group	Promoter Group	

Any Other (specify)			
Searial No.	1	2	
Category	Bodies Corporate	Bodies Corporate	Click here to go back
Name of the Shareholders (I)	N. A. COLD STORAGES PVT. LTD.	THE YAMUNA SYNDICATE LTD	
PAN (II)	AABCN4564C	AABCT0250F	Total
No. of the Shareholders (I)	1	1	2
No. of fully paid up equity shares held (IV)	1500470	33084798	34585268
No. Of Partly paid-up equity shares held (V)			
No. Of shares underlying Depository Receipts (VI)			
Total nos. shares held (VII) = (IV)+(V)+ (VI)	1500470	33084798	34585268
Shareholding as a % of total no. of shares (calculated as per SCRR, 1957) (VIII) As a % of (A+B+C2)	2.04	45	47.04
Number of Voting Rights held in each class of securities (IX)			
Class eg: X	1500470	33084798	34585268
Class eg:y			
Total	1500470	33084798	34585268
Total as a % of Total Voting rights	2.04	45	47.04
No. Of Shares Underlying Outstanding convertible securities (X)			
No. of Shares Underlying Outstanding Warrants (Xi)			
No. Of Shares Underlying Outstanding convertible securities and No. Of Warrants (Xi) (a)			
Shareholding , as a % assuming full conversion of convertible securities (as a percentage of diluted share capital) (XI)= (VII)+(X) As a % of (A+B+C2)	2.04	45	47.04
Number of Locked in shares (XII)			
No. (a)			
As a % of total Shares held (b)			
Number of Shares pledged or otherwise encumbered (XIII)			
No. (a)			
As a % of total Shares held (b)			
Number of equity shares held in dematerialized form (XIV)	1500470	33084798	34585268

Reason for not providing PAN			
Reason for not providing PAN			
Shareholder type	Promoter Group	Promoter Group	

Mutual Funds

Searial No.	1	2	3	
Name of the Shareholders (I)	HSBC SMALL CAP FUND	NIPPON LIFE INDIA TRUSTEE LTD-A/C NIPPON INDIA SMALL CAP FUND	UTI - LONG TERM EQUITY FUND (TAX SAVING)	Click here to go back
PAN (II)	AAATH2467G	AAATR0090B	AAATU1088L	Total
No. of fully paid up equity shares held (IV)	961483	2960125	1417438	5339046
No. Of Partly paid-up equity shares held (V)				
No. Of shares underlying Depository Receipts (VI)				
Total nos. shares held (VII) = (IV)+(V)+ (VI)	961483	2960125	1417438	5339046
Shareholding as a % of total no. of shares (calculated as per SCRR, 1957) (VIII) As a % of (A+B+C2)	1.31	4.03	1.93	7.26
Number of Voting Rights held in each class of securities (IX)				
Class eg: X	961483	2960125	1417438	5339046
Class eg:y				
Total	961483	2960125	1417438	5339046
Total as a % of Total Voting rights	1.31	4.03	1.93	7.26
No. Of Shares Underlying Outstanding convertible securities (X)				
No. of Shares Underlying Outstanding Warrants (Xi)				
No. Of Shares Underlying Outstanding convertible securities and No. Of Warrants (Xi) (a)				
Shareholding , as a % assuming full conversion of convertible securities (as a percentage of diluted share capital) (XI)= (VII)+(X) As a % of (A+B+C2)	1.31	4.03	1.93	7.26
Number of Locked in shares (XII)				
No. (a)				
As a % of total Shares held (b)				
Number of equity shares held in dematerialized form (XIV)	961483	2960125	1417438	5339046
Reason for not providing PAN				
Reason for not providing PAN				
Sub-categorization of shares				
Shareholding (No. of shares) under				
Sub-category (i)	0	0	0	0
Sub-category (ii)	0	0	0	0
Sub-category (iii)	0	0	0	0

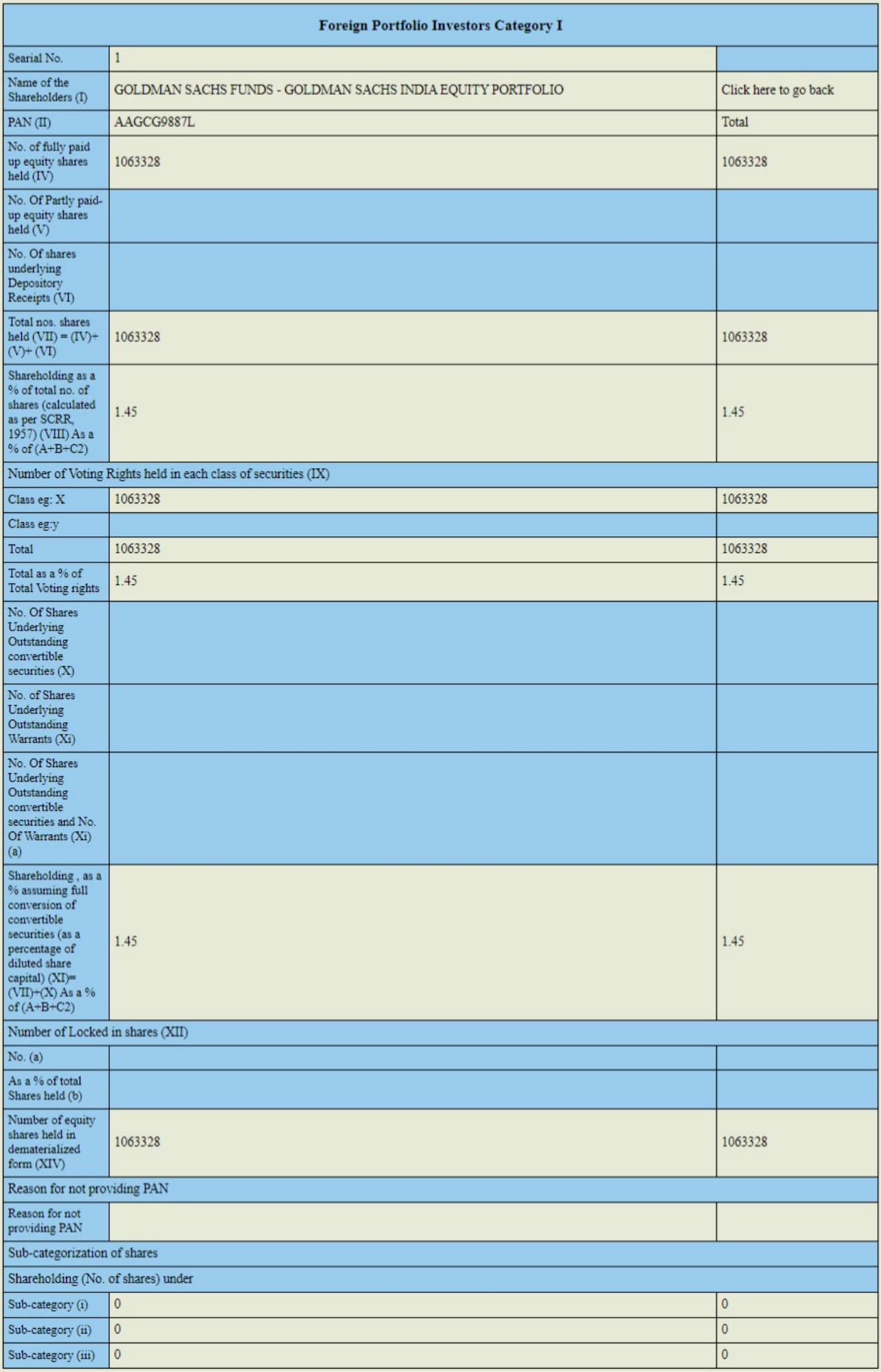

Foreign Portfolio Investors Category I		
Searial No.	1	
Name of the Shareholders (I)	GOLDMAN SACHS FUNDS - GOLDMAN SACHS INDIA EQUITY PORTFOLIO	Click here to go back
PAN (II)	AAGCG9887L	Total
No. of fully paid up equity shares held (IV)	1063328	1063328
No. Of Partly paid-up equity shares held (V)		
No. Of shares underlying Depository Receipts (VI)		
Total nos. shares held (VII) = (IV)+(V)+ (VI)	1063328	1063328
Shareholding as a % of total no. of shares (calculated as per SCRR, 1957) (VIII) As a % of (A+B+C2)	1.45	1.45
Number of Voting Rights held in each class of securities (IX)		
Class eg: X	1063328	1063328
Class eg:y		
Total	1063328	1063328
Total as a % of Total Voting rights	1.45	1.45
No. Of Shares Underlying Outstanding convertible securities (X)		
No. of Shares Underlying Outstanding Warrants (Xi)		
No. Of Shares Underlying Outstanding convertible securities and No. Of Warrants (Xi) (a)		
Shareholding , as a % assuming full conversion of convertible securities (as a percentage of diluted share capital) (XI)= (VII)+(X) As a % of (A+B+C2)	1.45	1.45
Number of Locked in shares (XII)		
No. (a)		
As a % of total Shares held (b)		
Number of equity shares held in dematerialized form (XIV)	1063328	1063328
Reason for not providing PAN		
Reason for not providing PAN		
Sub-categorization of shares		
Shareholding (No. of shares) under		
Sub-category (i)	0	0
Sub-category (ii)	0	0
Sub-category (iii)	0	0

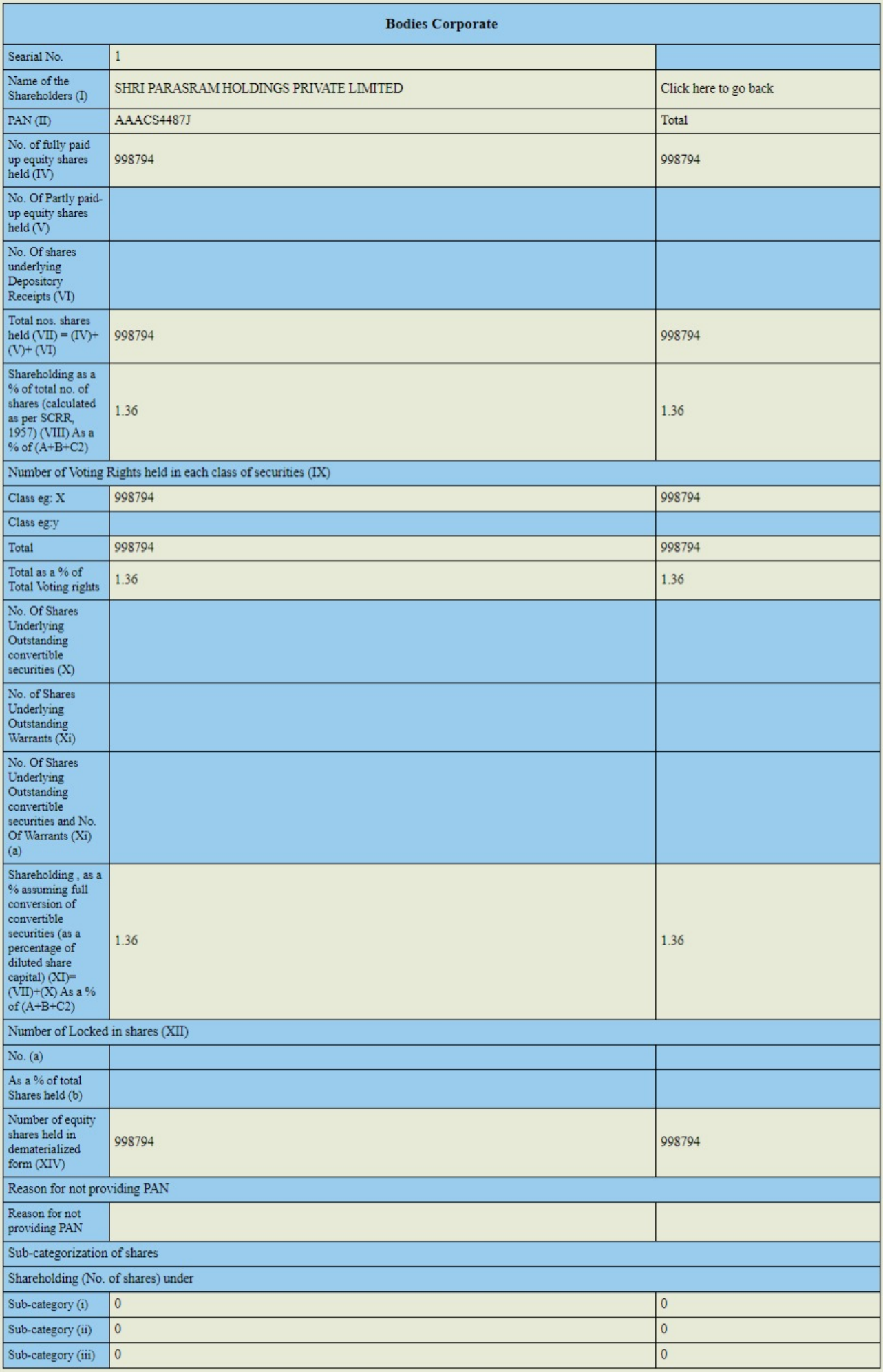

Bodies Corporate

Searial No.	1	
Name of the Shareholders (I)	SHRI PARASRAM HOLDINGS PRIVATE LIMITED	Click here to go back
PAN (II)	AAACS4487J	Total
No. of fully paid up equity shares held (IV)	998794	998794
No. Of Partly paid-up equity shares held (V)		
No. Of shares underlying Depository Receipts (VI)		
Total nos. shares held (VII) = (IV)+(V)+ (VI)	998794	998794
Shareholding as a % of total no. of shares (calculated as per SCRR, 1957) (VIII) As a % of (A+B+C2)	1.36	1.36
Number of Voting Rights held in each class of securities (IX)		
Class eg: X	998794	998794
Class eg:y		
Total	998794	998794
Total as a % of Total Voting rights	1.36	1.36
No. Of Shares Underlying Outstanding convertible securities (X)		
No. of Shares Underlying Outstanding Warrants (Xi)		
No. Of Shares Underlying Outstanding convertible securities and No. Of Warrants (Xi) (a)		
Shareholding , as a % assuming full conversion of convertible securities (as a percentage of diluted share capital) (XI)= (VII)+(X) As a % of (A+B+C2)	1.36	1.36
Number of Locked in shares (XII)		
No. (a)		
As a % of total Shares held (b)		
Number of equity shares held in dematerialized form (XIV)	998794	998794
Reason for not providing PAN		
Reason for not providing PAN		
Sub-categorization of shares		
Shareholding (No. of shares) under		
Sub-category (i)	0	0
Sub-category (ii)	0	0
Sub-category (iii)	0	0

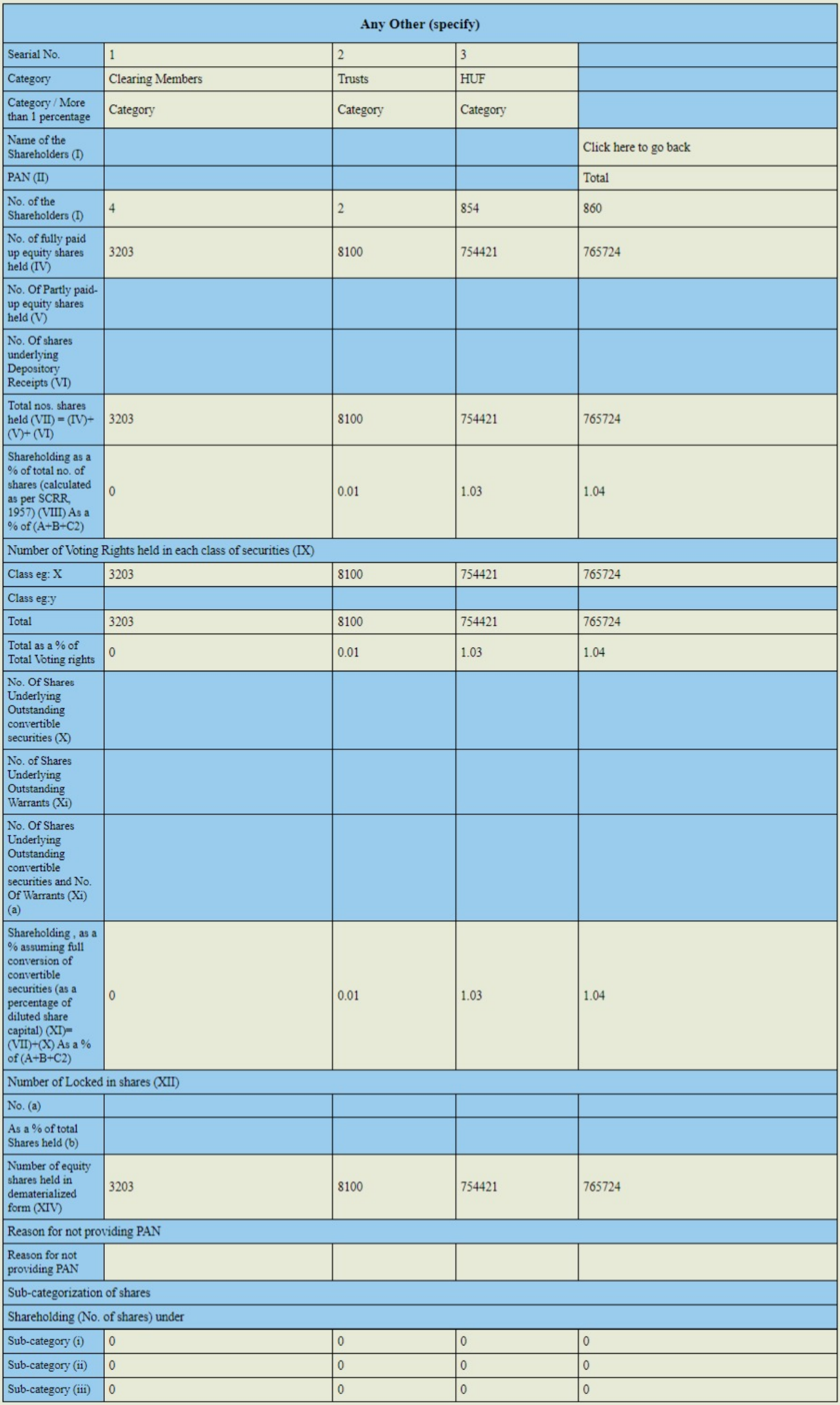

Any Other (specify)

Searial No.	1	2	3	
Category	Clearing Members	Trusts	HUF	
Category / More than 1 percentage	Category	Category	Category	
Name of the Shareholders (I)				Click here to go back
PAN (II)				Total
No. of the Shareholders (I)	4	2	854	860
No. of fully paid up equity shares held (IV)	3203	8100	754421	765724
No. Of Partly paid-up equity shares held (V)				
No. Of shares underlying Depository Receipts (VI)				
Total nos. shares held (VII) = (IV)+ (V)+ (VI)	3203	8100	754421	765724
Shareholding as a % of total no. of shares (calculated as per SCRR, 1957) (VIII) As a % of (A+B+C2)	0	0.01	1.03	1.04
Number of Voting Rights held in each class of securities (IX)				
Class eg: X	3203	8100	754421	765724
Class eg:y				
Total	3203	8100	754421	765724
Total as a % of Total Voting rights	0	0.01	1.03	1.04
No. Of Shares Underlying Outstanding convertible securities (X)				
No. of Shares Underlying Outstanding Warrants (Xi)				
No. Of Shares Underlying Outstanding convertible securities and No. Of Warrants (Xi) (a)				
Shareholding , as a % assuming full conversion of convertible securities (as a percentage of diluted share capital) (XI)= (VII)+(X) As a % of (A+B+C2)	0	0.01	1.03	1.04
Number of Locked in shares (XII)				
No. (a)				
As a % of total Shares held (b)				
Number of equity shares held in dematerialized form (XIV)	3203	8100	754421	765724
Reason for not providing PAN				
Reason for not providing PAN				
Sub-categorization of shares				
Shareholding (No. of shares) under				
Sub-category (i)	0	0	0	0
Sub-category (ii)	0	0	0	0
Sub-category (iii)	0	0	0	0

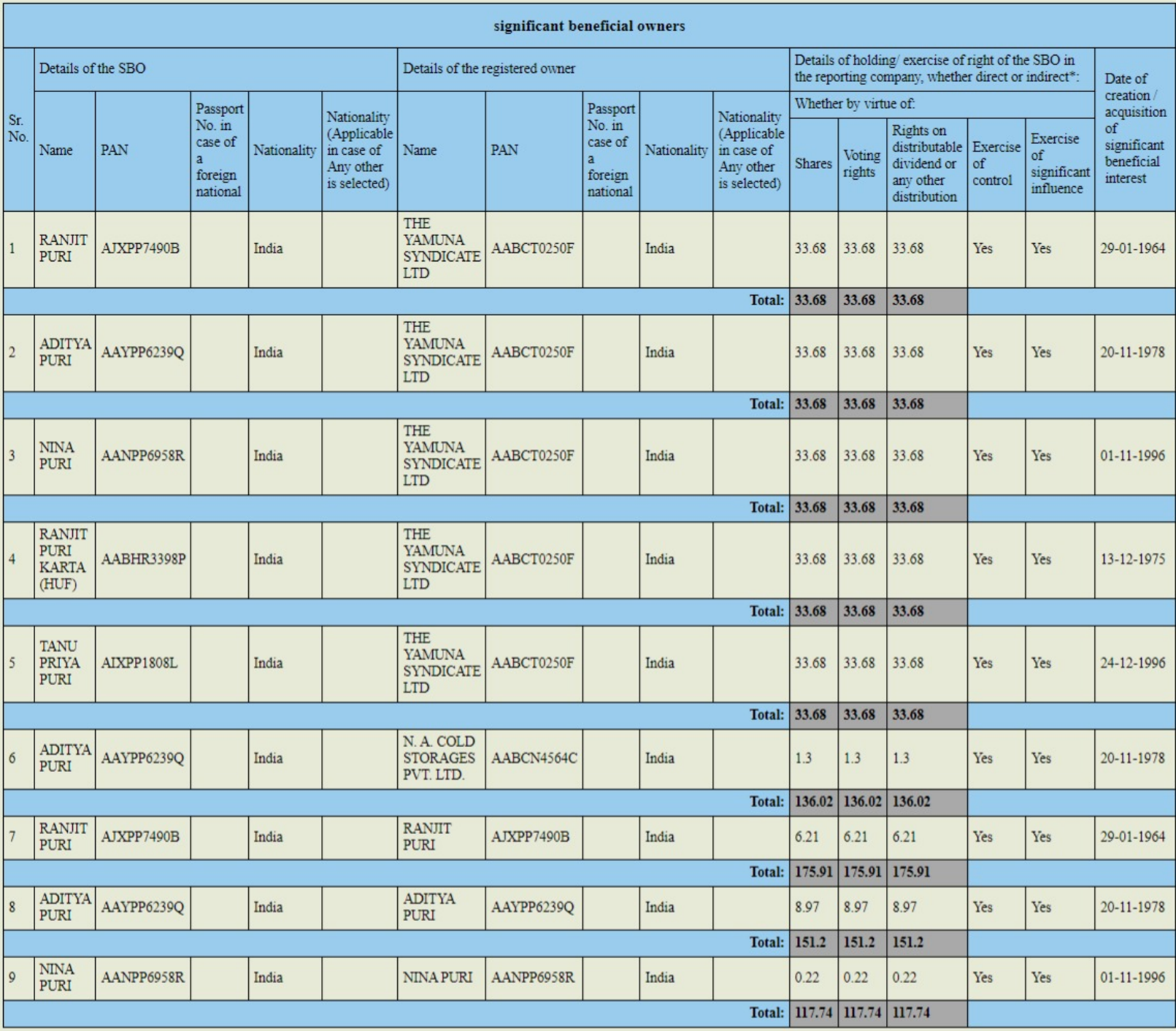

significant beneficial owners																
Sr. No.	Details of the SBO					Details of the registered owner					Details of holding/ exercise of right of the SBO in the reporting company, whether direct or indirect*:					Date of creation / acquisition of significant beneficial interest
											Whether by virtue of:					
	Name	PAN	Passport No. in case of a foreign national	Nationality	Nationality (Applicable in case of Any other is selected)	Name	PAN	Passport No. in case of a foreign national	Nationality	Nationality (Applicable in case of Any other is selected)	Shares	Voting rights	Rights on distributable dividend or any other distribution	Exercise of control	Exercise of significant influence	
1	RANJIT PURI	AJXPP7490B		India		THE YAMUNA SYNDICATE LTD	AABCT0250F		India		33.68	33.68	33.68	Yes	Yes	29-01-1964
										Total:	33.68	33.68	33.68			
2	ADITYA PURI	AAYPP6239Q		India		THE YAMUNA SYNDICATE LTD	AABCT0250F		India		33.68	33.68	33.68	Yes	Yes	20-11-1978
										Total:	33.68	33.68	33.68			
3	NINA PURI	AANPP6958R		India		THE YAMUNA SYNDICATE LTD	AABCT0250F		India		33.68	33.68	33.68	Yes	Yes	01-11-1996
										Total:	33.68	33.68	33.68			
4	RANJIT PURI KARTA (HUF)	AABHR3398P		India		THE YAMUNA SYNDICATE LTD	AABCT0250F		India		33.68	33.68	33.68	Yes	Yes	13-12-1975
										Total:	33.68	33.68	33.68			
5	TANU PRIYA PURI	AIXPP1808L		India		THE YAMUNA SYNDICATE LTD	AABCT0250F		India		33.68	33.68	33.68	Yes	Yes	24-12-1996
										Total:	33.68	33.68	33.68			
6	ADITYA PURI	AAYPP6239Q		India		N. A. COLD STORAGES PVT. LTD.	AABCN4564C		India		1.3	1.3	1.3	Yes	Yes	20-11-1978
										Total:	136.02	136.02	136.02			
7	RANJIT PURI	AJXPP7490B		India		RANJIT PURI	AJXPP7490B		India		6.21	6.21	6.21	Yes	Yes	29-01-1964
										Total:	175.91	175.91	175.91			
8	ADITYA PURI	AAYPP6239Q		India		ADITYA PURI	AAYPP6239Q		India		8.97	8.97	8.97	Yes	Yes	20-11-1978
										Total:	151.2	151.2	151.2			
9	NINA PURI	AANPP6958R		India		NINA PURI	AANPP6958R		India		0.22	0.22	0.22	Yes	Yes	01-11-1996
										Total:	117.74	117.74	117.74			