


General Information of the Company

1	Name of Listed Entity	Isgec Heavy Engineering Limited
2	Scrip Code	533033
3	Name of Scrip	ISGEC
4	Class of Security	EQUITY
5	Share Holding Pattern Filed under	Reg. 31(1)(b)
6	Quarter ending	31-Dec-15


7 **Declaration:**

	Particulars	Yes	No
1	Whether the Listed Entity has issued any partly paid up shares?	-	No
2	Whether the Listed Entity has issued any Convertible Securities or Warrants?	-	No
3	Whether the Listed Entity has any shares against which depository receipts are issued?	-	No
4	Whether the Listed Entity has any shares in locked-in?	-	No
5	Whether any shares held by promoters are pledge or otherwise encumbered?	-	No
6	Whether company has equity shares with differential voting rights	-	No




Summary Statement Holding of Specified Securities

Category (I)	Category of Shareholder (II)	No of Shareholders (III)	No. of Fully paidup Equity Shares Held (IV)	No. of Partly Paidup Equity Shares Held (V)	No. of Shares underlying Depository receipts (VI)	Total No. of Shares Held (VII)=(I)+(V)+(VI)	Shareholding as a % of Total No. of shares (calculated as per SCRR, 1957) (VIII) as a % of (A+B+C2)	Number of Voting Rights held in each class of securities (IX)			No. of Shares underlying outstanding convertible securities (including warrants) (X)	Shareholding as a % assuming full conversion of convertible securities (as a percentage of diluted share capital) (XI)=(VII)+(X) as a %	Number of Locked in shares (XII)		Number of shares pledged or otherwise encumbered (XIII)		Number of Equity Shares held in dematerialised form (XIV)	
								No. of Voting Rights	Total as a % of (A+B+C)				No (a)	as a % of Total Shares held	No (a)	as a % of Total Shares held (b)		
								Class (Equity)	Class (Equity)	Total								
A	Promoter & Promoter Group	5	4574233	0	0	4574233	62.21	4574233	0	4574233	62.21	0	0	0	0	0	0	4574233
B	Public	8960	2778718	0	0	2778718	37.79	2778718	0	2778718	37.79	0	0	0	0	0	0	2445704
C	Non-Promoter Non Public	0	0	0	0	0	0	0	0	0	0	0	0	0	0	0	0	0
C1	Shares underlying DRs	0	0	0	0	0	0	0	0	0	0	0	0	0	0	0	0	0
C2	Share Held by employee Trusts	0	0	0	0	0	0	0	0	0	0	0	0	0	0	0	0	0
	Total	8965	7352951	0	0	7352951	100	7352951	0	7352951	100	0	0	0	0	0	0	7019937




Statement Showing shareholding pattern of the promoter & Promoter Group:-

Category & Name of the shareholders	PAN(II)	No. of Shareholder(III)	No. of Fully paidup Equity Shares Held(IV)	No. of Partly Paidup Equity Shares Held (V)	No. of Shares underlying Depository receipts (VI)	Total No. of Shares Held(VII)= (IV)+(V)+(VI)	Shareholding as a % of Total No. of shares (calculated as per SCRR, 1957) (VIII) as a % of (A+B+C2)	Number of Voting Rights held in each class of securities (IX)			No. of Shares underlying convertible securities (including warrants) (X)	Shareholding as a % assuming full conversion of convertible securities (as a percentage of diluted share capital) (XI)=(VII)+(X) as a % of (A+B+C2)	Number of Locked in shares (XII)		Number of shares pledged or otherwise encumbered (XIII)	Number of Equity Shares held in dematerialised form (XIV)	
								No. of Voting Rights	Total as a % of (A+B+C)				No (a)	No (a) as a % of Total Shares held (b)			
								Class (Equity)	Class eg:y	Total							
(1) Indian																	
(a) Individuals/Hindu undivided family		3	1131962	0	0	1131962	15.40	1131962	0	1131962	15.40	0	0	0	0	0	1131962
1 Aditya Puri	AAYP6239Q		456808	0	0	456808	6.21	456808	0	456808	6.21	0	0	0	0	0	456808
2 Ranjit Puri	AJXPP7490B		659201	0	0	659201	8.97	659201	0	659201	8.97	0	0	0	0	0	659201
3 Nina Puri	AANPP6958R		15953	0	0	15953	0.22	15953	0	15953	0.22	0	0	0	0	0	15953
(b) Central Government/State Government(s)		0	0	0	0	0	0	0	0	0	0	0	0	0	0	0	0
(C) Financial Institution/Banks		0	0	0	0	0	0	0	0	0	0	0	0	0	0	0	0




(d)	Any other		2	3442271	0	0	3442271	46.81	3442271	0	3442271	46.81	0	0	0	0	0	0	3442271
1	The Yamuna Syndicate Ltd	AABCT0250F		3296526	0	0	3296526	44.83	3296526	0	3296526	44.83	0	0	0	0	0	0	3296526
2	N.A. Cold Storages Pvt Ltd	AABCN4564C		145745	0	0	145745	1.98	145745	0	145745	1.98	0	0	0	0	0	0	145745
	Sub Total (A)(1)		5	4574233	0	0	4574233	62.21	4574233	0	4574233	62.21	0	0	0	0	0	0	4574233
(2)	Foreign																		
(a)	Individuals(Non Resident Individuals/Foreign Individuals)		0	0	0	0	0	0	0	0	0	0	0	0	0	0	0	0	0
(b)	Government		0	0	0	0	0	0	0	0	0	0	0	0	0	0	0	0	0
(c)	Institutions		0	0	0	0	0	0	0	0	0	0	0	0	0	0	0	0	0
(d)	Foreign portfolio Investor		0	0	0	0	0	0	0	0	0	0	0	0	0	0	0	0	0
(e)	(Any other Specify)		0	0	0	0	0	0	0	0	0	0	0	0	0	0	0	0	0
	Sub Total (A)(2)		0	0	0	0	0	0	0	0	0	0	0	0	0	0	0	0	0
	Total Shareholding of Promoter and Promoter Group (A)=(A)(1)+(A)(2)		5	4574233	0	0	4574233	62.21	4574233	0	4574233	62.21	0	0	0	0	0	0	4574233




Statement Showing Shareholding Pattern of Public Shareholders

(I)	Category & Name of the shareholders (I)	PAN(II)	No. of Shareholder (II)	No. of Fully paid up Equity Shares Held (IV)	No. of Partly Paid up Equity Shares Held (V)	No. of Shares under Depository receipts (VI)	Total No. of Shares Held (VII) = (IV)+(V)+(VI)	Shareholding as a % of Total No. of shares (calculated as per SCRR, 1957) (VIII) as a % of (A+B+C2)	Number of Voting Rights held in each class of securities (IX)			No. of Shares under listing and including convertible securities (including warrants) (X)	Shareholding as a % assuming full conversion of convertible securities (as a percentage of diluted share capital) (XI) = (V II)+(X) as a % of (A+B+C 2)	Number of Locked in shares (XII)		Number of shares pledged or otherwise encumbered (XIII)		Number of Equity Shares held in dematerialised form (XIV)	
									No. of Voting Rights	Total as a % of (A+B+C)	No. (a)			as a % of Total Shares held (b)	No. (a)	as a % of Total Shares held (b)			
									Class (Equity)	Class egypt	Total								
(1)	Institutions																		
(a)	Mutual Funds/		8	96028	0	0	96028	1.31	96028	0	96028	1.31	0	1.31	0	0	0	0	95428
(b)	Venture Capital Funds		0	0	0	0	0	0	0	0	0	0	0	0	0	0	0	0	0
©	Alternate Investment Fund		0	0	0	0	0	0	0	0	0	0	0	0	0	0	0	0	0
(D)	Foreign Venture Capital Investor		0	0	0	0	0	0	0	0	0	0	0	0	0	0	0	0	0
(e)	Foreign Portfolio Investor		20	30327	0	0	30327	0.41	30327	0	30327	0.41	0	0.41	0	0	0	0	30327
	GOLDMAN SACHS INDIA FUND LIMITED	AADCG0260C		120934	0	0	120934	1.64	120934	0	120934	1.64	0	1.64	0	0	0	0	120934



(f)	Financial Institutions/Banks		4	2420	0	0	2420	0.03	2420	0	2420	0.03	0	0.03	0	0	0	0	0
(g)	Insurance Companies		0	0	0	0	0	0	0	0	0	0	0	0	0	0	0	0	0
(h)	Provident Funds/Pension Funds		0	0	0	0	0	0	0	0	0	0	0	0	0	0	0	0	0
(i)	Any other Specify		0	0	0	0	0	0	0	0	0	0	0	0	0	0	0	0	0
	Sub Total (B)(1)		32	249709	0	0	249709	3.39	249709	0	249709	3.39	0	3.39	0	0	0	0	246689
(2)	Central Government/State Government/President of India		1	1000	0	0	1000	0.01	1000	0	1000	0.01	0	0.01	0	0	0	0	1000
	Sub Total (B)(2)		1	1000	0	0	1000	0.01	1000	0	1000	0.01	0	0.01	0	0	0	0	1000
(3)	Non Institutions																		
(a)	Individuals																		
	Individuals-(i) Individual Shareholder holding nominal share capital upto rs. 2 Lakhs		8479	1196508	0	0	1196508	16.27	1196508		1196508	16.27	0	16.27	0	0	0	0	921555
	(ii) Individual Shareholder Holding Nominal Share Capital in excess of Rs. 2 Lakhs		12	440302	0	0	440302	5.99	440302		440302	5.99	0	5.99	0	0	0	0	440302
(b)	NBFC Registered with RBI		1	677	0	0	677	0.01	677		677	0.01	0	0.01	0	0	0	0	677
©	Employee Trusts		0	0	0	0	0.00	0	0	0	0	0.00	0	0	0	0	0	0	0
(d)	Overseas Depository holding DRs.(Balancing Figure)		0	0	0	0	0.00	0	0	0	0	0.00	0	0	0	0	0	0	0
(e)	Any other Specify				0	0	0	0.00	0	0	0	0.00	0	0	0	0	0	0	0
	Bodies Corporate (BC)		331	143742	0	0	143742	1.95	143742		143742	1.95	0	1.95	0	0	0	0	138701
	Bhansali Stock Brokers Pvt Ltd (BC)	AAACE7374A	1	75000	0	0	75000	1.02	75000		75000	1.02	0	1.02	0	0	0	0	75000
	Shri Parasram Holdings Pvt Ltd (BC)	AAACS4487]	1	165126	0	0	165126	2.25	165126		165126	2.25	0	2.25	0	0	0	0	165126
	Foreign Nationals		6	16100	0	0	16100	0.22	16100		16100	0.22	0	0.22	0	0	0	0	16100
	NRIs		93	64724	0	0	64724	0.88	64724		64724	0.88	0	0.88	0	0	0	0	14724
	Ranjan Tandon-NRI	AGFPT3914M	1	425400	0	0	425400	5.79	425400		425400	5.79	0	5.79	0	0	0	0	425400
	Trust		2	430	0	0	430	0.01	430		430	0.01	0	0.01	0	0	0	0	430
	Sub Total (B)(3)		8927	2528009	0	0	2528009	34.39	2528009	0	2528009	34.39	0	34.39	0	0	0	0	2198015
	Total Public Shareholding (B)=(B)(1)+(B)(2)+(B)(3)		8960	2778718	0	0	2778718	37.79	2778718	0	2778718	37.79	0	37.79	0	0	0	0	2445704



Statement Showing Shareholding Pattern of Non Promoters Non Public holders

	Category & Name of the shareholders (I)	PAN (II)	No. of Shareholders (III)	No. of Fully paidup Equity Shares Held (IV)	No. of Partly Paidup Equity Shares	No. of Shares underlying Depository	Total No. of Shares Held (VII) = (IV)+(V) + (VI)	Shareholding as a % of Total No. of shares (calculated as per	Number of Voting Rights held in each class of securities (IX)			No. of Shares underlying outstanding	Shareholding as a % assuming full conversion of	Number of Locked in shares (XII)		Number of shares pledged or otherwise encumbered (XIII)		Number of Equity Shares held in dematerialised form
									Class (Equity)	Class eggy	Total			No (a)	as a % of Total Shares held (b)	No (a)	as a % of Total Shares held (b)	
(1)	Custodian/ DR Holder	0	0	0	0	0	0	0	0	0	0	0	0	0	0	0	0	0
(a)	Name of DR Holder if available	0	0	0	0	0	0	0	0	0	0	0	0	0	0	0	0	0
(2)	Employee Benefit Trust (under SEBI share based employee benefit)	0	0	0	0	0	0	0	0	0	0	0	0	0	0	0	0	0
	Total Non Promoter- Non Pub. Shareholding ©(1)+©(2)	0	0	0	0	0	0	0	0	0	0	0	0	0	0	0	0	0

